

WEBVIEW

Software solution for the monitoring and analysis of your electrical installation



When **energy** matters

 **socomec**
Innovative Power Solutions

Understand your energy system to ensure optimum and economical operation

An efficient energy management system requires a perfect understanding of how the different elements within the electrical installation work together.

Whether this involves optimising the lifetime of your equipment, avoiding power outages or tracking your energy consumptions, WEBVIEW accompanies you throughout the lifecycle of your energy management system.



SITE 898 A

Optimising the lifetime of your equipment

The analysis of power quality helps you to anticipate problems and defects that can cause premature ageing of your equipment.

Avoiding power outages

Continuous monitoring of the different parameters of your installation enables you to avoid the risks associated with disruptive tripping of protective devices.

Tracking energy consumptions

The continuous analysis of your energy performance is an essential tool to manage your long-term competitiveness.

Socomec, your best asset

European manufacturing group

- Socomec, a family owned manufacturer for over 90 years is an industrial group with a workforce of 3,200 employees around the world.



Experts in energy efficiency

- Creator of the DIRIS meter.
- Global solution provider: from measuring devices to energy management software, with the support of our professional services.
- Products particularly suited to industry, buildings and infrastructures.



Socomec Green Building.

CORPO 438 A

An energy management offer integrated into communication gateways

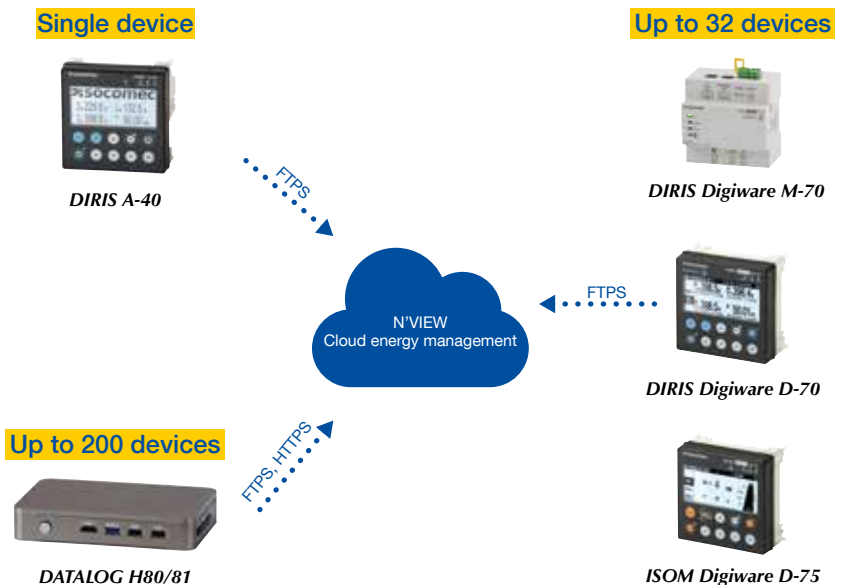
WEBVIEW offers real-time monitoring of electrical installations and tracking of energy consumption levels, embedded in the DIRIS A-40 power monitoring device, in the DIRIS Digiware M-70 gateway, the DIRIS Digiware D-70 and ISOM Digiware D-75 displays and DATALOG H80 datalogger.

It is intended for use by Facilities Managers who wish to have a complete tool to quickly analyse malfunctions within their electrical installation and to guarantee energy-related performance.



Connected to the Cloud

The range comprises IoT-ready connected products that facilitate the automatic export of data for remote processing, without any limit on time, distance and storage.



The functions



Analysis

- Analysis of energy consumptions.
- Breakdown by location, usage and utility.
- Export of data in CSV format.



Visualisation

- Power quality events.
- Various graphical modes.
- Historical records of measurements.



Photoview

- Customised dashboard.
- Real time data tracking.
- Mapping of the measurement plan.

Code	Libelle	Unité	Statut	Statut	Statut	Statut	Statut
...
...
...
...



Monitoring

- Real-time measurement of electrical values.
- Graphical display, adapted to the analysed data.
- Power quality analysis of the utility supply and of loads.

SOFT 073 A FR

The advantages of a range that can be customized and upgraded



Performance

History of measurements from several hundred metering points and over many years.



Ergonomics

Easy to operate, with no specific training required.



Interoperability

Collects data from measurement equipments of multiple brands.



Customisation

Display of data on an interactive user interface.



Various functions

Multiple functions available for managing your power supply.







Integration

Simplicity of commissioning via an automatic device discovery and data profile management.

Alarming

- View active alarms and details.
- Alarms history.
- E-mail alerts.

Selection guide

Embedded webserver	WEBVIEW-S	WEBVIEW-M		WEBVIEW-L
				
Host of the application⁽¹⁾	DIRIS A-40 Ethernet	DIRIS Digiware M-70/D-70	ISOM Digiware D-75	DATALOG H80/H81
Collection of data				
Maximum number of connected measurement devices	1	32	32	100/200
Display of generic Modbus equipment				•
Export of data in CSV format	•	•	•	•
Supervision in real-time				
Visualisation of U/V voltages and currents I	•	•	•	•
Visualisation of power levels P, Q, S, Power factor	•	•	•	•
Quality monitoring THDi, THDu, THDv, K factor, Harmonic analysis up to 63rd.	•	•	•	•
Energy metering Ea+, Ea-, Er+, Er-, Es	•	•	•	•
Pulse counting	•	•	•	•
Input/output monitoring	•	•	•	•
Data analysis				
Insulation monitoring (Rf, Cf, OhmScanner technology)			•	
Measurement history	•	•	•	•
Comparison of measurements from multiple devices		•	•	•
Analysis of load curves	•	•	•	•
Analysis of active and reactive energy	•	•	•	•
Breakdown of consumption by area, usage and load		•	•	•
Management of alarms				
Product alarms	•	•	•	•
Alarms history	•	•	•	•
Notification	e-mail	e-mail	e-mail	e-mail
Data organisation				
Customisable user interface		Photoview	Photoview	Photoview
Hierarchy management		•	•	•
Compliance with standards				
Norme Energy Server - IEC 62974-1		•	•	•

(1) For more information, please refer to the catalogue pages of related devices.

Expert Services

Require integration onto your network ?


No problem for our Expert Services team. They work out all the details of the measurement schedule, the complete integration of all devices in your energy management system, the configuration of your software application, the training of your teams and details of operational support. For further information, please contact your nearest Socomec office.



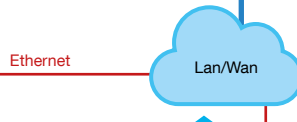
SITE 8999 A

The architecture of your energy monitoring system

Level 4
Cloud hosting



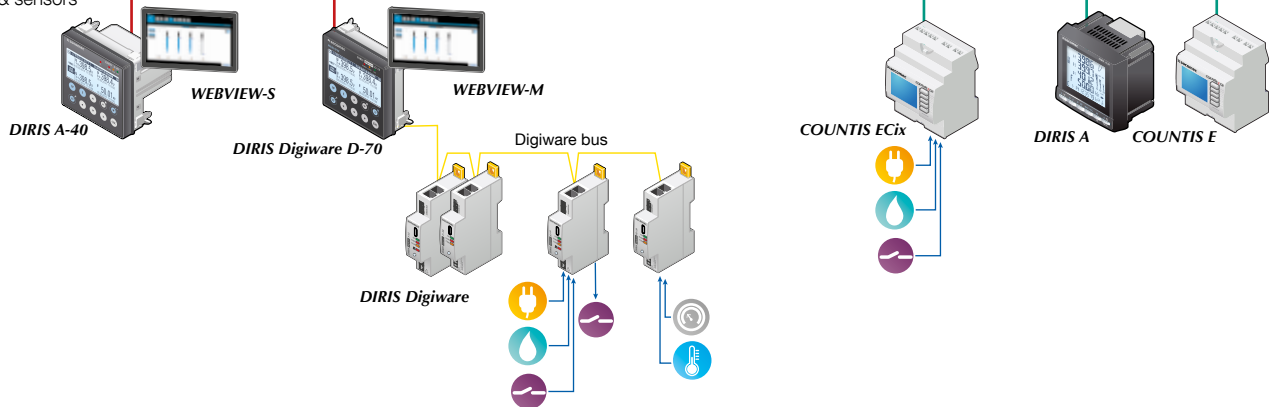
Level 3
Long-distance communication network (WAN)



Level 2
Local communication network (LAN)



Level 1
PMD & sensors



Isolated or single metering points

DIRIS Digiware power metering and monitoring system

Multi-fluid pulsed metering and analogue inputs

Other devices connected via Modbus RS485

Energy Server



IEC 62974-1 specifies the requirements relating to the products used for the communication, storage and analysis of energy data, in industrial, tertiary and commercial applications.

All devices hosting WEBVIEW-M and WEBVIEW-L applications comply with the IEC 62974-1 standard.



SOFT 066 C GB

APRIL 2017 A

Socomec: our innovations supporting your energy performance

1 independent manufacturer

3,600 employees
worldwide

10 % of sales revenue
dedicated to R&D

400 experts
dedicated to service provision

Your power management expert



POWER
SWITCHING



POWER
MONITORING



POWER
CONVERSION



ENERGY
STORAGE



EXPERT
SERVICES

The specialist for critical applications

- Control, command of LV facilities
- Safety of persons and assets
- Measurement of electrical parameters
- Energy management
- Energy quality
- Energy availability
- Energy storage
- Prevention and repairs
- Measurement and analysis
- Optimisation
- Consultancy, commissioning and training

A worldwide presence

12 production sites

- France (x3)
- Italy (x2)
- Tunisia
- India
- China (x2)
- USA (x3)

28 subsidiaries and commercial locations

- Algeria • Australia • Belgium • China • Canada
- Dubai (United Arab Emirates) • France • Germany
- India • Indonesia • Italy • Ivory Coast • Netherlands
- Poland • Portugal • Romania • Serbia • Singapore
- Slovenia • South Africa • Spain • Switzerland
- Thailand • Tunisia • Turkey • UK • USA

80 countries

where our brand is distributed

HEAD OFFICE

SOCOMECC GROUP

SAS SOCOMECC capital 10 589 500 €
R.C.S. Strasbourg B 548 500 149
B.P. 60010 - 1, rue de Westhouse
F-67235 Benfeld Cedex
Tel. +33 3 88 57 41 41 - Fax +33 3 88 57 78 78
info.scp.isd@socomecc.com

YOUR DISTRIBUTOR / PARTNER

www.socomecc.com

