



Other products

Measuring devices

CTP: Automatic CT short-circuiting device



Use

The CTP protects people and equipment from the dangers of opening the secondary circuit of a CT.

Compliance with standards

- > NF C 15-100 articles 473.1.4-556.3
- > GAM EG 13.C (military standard)

Other regulations

- > As per French Decree no. 88-1056 of 14/11/88: Occupational Safety
- > As per French Decree no. 91-986 Mines and Pits

References

Rating (A)	Voltages max. peak	Operating frequency	Max. voltage differential	Reference
5 A	21 VAC	45 ... 400 Hz	600 VAC	4990 0521
5 A	25 VAC	45 ... 400 Hz	600 VAC	4990 0525 ⁽¹⁾

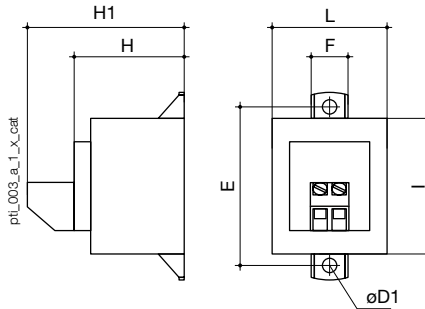
(1) DCN-approved (Maritime design management).

Characteristics

Casing protection degree	IP55
Terminal block protection degree	IP20
Connection section	2.5 mm ²
Weight	82 g

Rating (A)	D1	E	F	H	H1	I	L
5	4.2	47	9.6	32	44	41	34.7

Dimensions



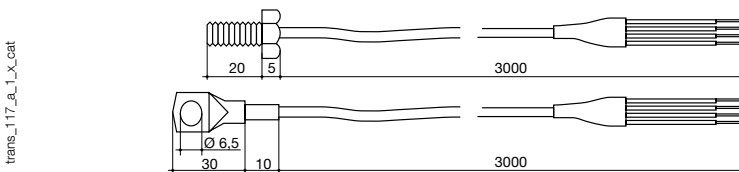
Screw-in PT100 probe

- Sensing element in accordance with IEC 751 Class A.
- 4-wire mounting
- Output through 3 metres of Teflon insulated cable.
- Tolerance Class A:
 - Accurate to -50°C: ± 0.14°C,
 - Accurate to 0°C: ± 0.13°C,
 - Accurate to +50°C: ± 0.25°C,
 - Accurate to +100°C: ± 0.26°C,
 - Accurate to +150°C: ± 0.33°C.

References

Products	Reference
PT100 temperature probe with M6 screws	4825 0208
PT100 temperature probe with M6 eye-bolts	4825 0209

Dimensions

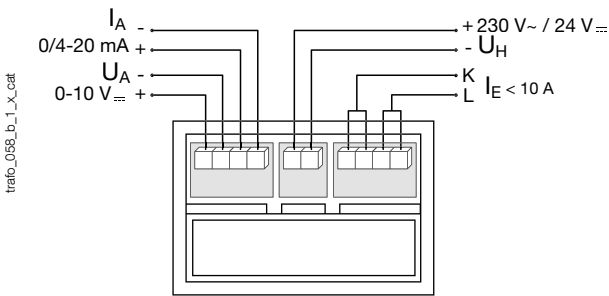


Transformer unit with built-in converter (CTA-VA)



Compact measurement converter with bypass transformer unit with cables (Ø27 mm) or busbars (40 x 10 mm).

- Input:
 - Direct connection 0 to 10 A
 - CT primary, 50 to 400 A (self-powered)
 - CT primary, 15 to 500 A (auxiliary power supply)
- Output:
 - 0-20 mA, 0-10 V (model CTA-VA),
 - 4-20 mA and 0-10 V (model CTA-VA4).
- Self-powered or auxiliary power supply 24 VDC or 230VAC.
- Dimensions: 135 x 80 x 50 mm.



References

	0-20 mA / 0-10 VDC self-powered	4-20 mA / 0-10 VDC 230 VAC	4-20 mA / 0-10 VDC 24 VDC
Primary	Reference	Reference	Reference
5 A	-	192Y 0602	192Y 0902
10 A	-	192Y 0603	-
15 A	-	192Y 0604	192Y 0904
20 A	-	192Y 0605	192Y 0905
25 A	-	192Y 0606	192Y 0906
30 A	-	192Y 0607	192Y 0907
40 A	-	192Y 0608	192Y 0908
50 A	192Y 0409	-	192Y 0909
60 A	192Y 0410	-	-
75 A	192Y 0411	192Y 0611	192Y 0911
100 A	192Y 0412	192Y 0612	192Y 0912
250 A	192Y 0425	-	192Y 0925
400 A	192Y 0440	-	192Y 0940
500 A	-	192Y 0650	-

Voltage transformer unit BTV 25



Applications

Measures and converts the input value taken at the primary of a transformer unit by a directly proportionate voltage signal. BTV 25 models are voltage transformer units.

Recommendation

As these voltage transformer units are specially designed to supply power to measuring equipment, we do not recommend connecting them to other elements that could compromise their accuracy. This is due to the effect of the phase-shift error. If consumption is greater than 25 VA, another transformer must be added.

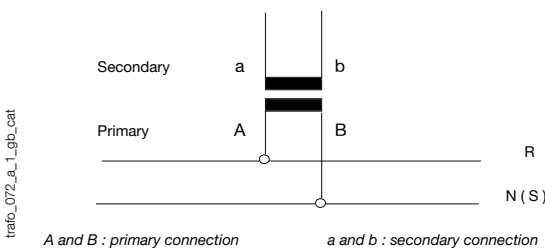
Characteristics

Accuracy class	1%
Dielectric quality	3 kV for 1 min.
Operating frequency	50 - 60 Hz
Permanent overload	1.2 U_n

References

Primary	Secondary	Power	Reference
230 VAC	100 VAC	25 VA	192M 2020
400 VAC	100 VAC	25 VA	192M 2030
440 VAC	100 VAC	25 VA	192M 2044
500 VAC	100 VAC	25 VA	192M 2050
600 VAC	100 VAC	25 VA	192M 2060
660 VAC	100 VAC	25 VA	192M 2066
800 VAC	100 VAC	25 VA	Please ask us for information

Connection



Dimensions

